

MAX-SERIES™
COMPACT TRACK LOADERS



asv
A FORCE IN NATURE.

THE ALL-NEW MAX-SERIES

WE REIMAGINED EVERY MAXIMUM.

In our world, bigger and tougher is always better. But when it came time to develop our brand-new line of MAX-Series compact track loaders, we narrowed our focus down to the most granular level. We stripped down and reimagined every single cab detail, which paid off in a big, big way: like maximum performance and comfort. And maximum control. Oh, and maximum productivity, too. Because when you're laser-focused on perfecting every inch, you wind up with something that exceeds expectations by miles. That something? The MAX-Series from ASV.



All-terrain designs enable the ability to work in more places and in more conditions for maximum productivity from one day to the next.

Patented Posi-Track® undercarriage technology significantly reduces surface impact for operator comfort and smooth operation.

MEET YOUR MAX

From premium 360-degree visibility to our roomiest cab design yet, ASV MAX-Series compact track loaders are designed with creature comforts that let you work more comfortably from sunup to sundown. Plus, every MAX-Series machine is built to lead the industry in hydraulic performance, tractive effort, undercarriage technology, reliability and serviceability, meaning you'll be able to take on your next job like never before.

INCREASED OPERATOR AREA, including additional headroom, legroom and shoulder width, reduce fatigue during long jobs.

OPTIONAL HEAVY GAUGE, FALLING OBJECT PROTECTIVE STRUCTURE (FOPS) level 2 cab rating offers improved rollover protection and impact resistance.



THE INDUSTRY'S FIRST ROOF ESCAPE hatch allows for easy exit in emergencies.

INDUSTRY-LEADING CAB pressurization system keeps dust and debris out of the cab while maintaining ideal temperature.

DUAL-THROTTLE capability allows operators to work at a set RPM with dial control and increase the RPM with a foot throttle.

CUSTOMIZABLE AND ADJUSTABLE SETTINGS FOR JOYSTICKS, recline, arm rests and lumbar support maximize controllability.

FULLY SUSPENDED SEAT is accessible to and comfortable for virtually any body type.

UPGRADED HVAC SYSTEM allows for ideal circulation and improved defrosting capabilities.



FLOOR-TO-CEILING GLASS WINDOWS

provide a premium 360-degree visibility experience.



7-INCH FULL-COLOR TOUCHSCREEN

display allows visibility to vital monitoring specs and backup camera.



BLUETOOTH RADIO AND HIGH-DEFINITION SPEAKERS offer a premium audio experience.



STATE-OF-THE ART CONTROL

PANEL offers easy and intuitive switch access.

MAX-SERIES™

Four different models deliver next-level performance for small landscaping projects, residential construction, acres of excavation and beyond.



RT-65 Key Specifications

LOADER ARMS	Radial
OPERATING WEIGHT	7,480 lbs
RATED OPERATING CAPACITY	1,925 lbs
GROUND PRESSURE	4.2 psi
ENGINE POWER	67.0 hp



VT-70 HIGH OUTPUT Key Specifications

LOADER ARMS	Vertical
OPERATING WEIGHT	8,035 lbs
RATED OPERATING CAPACITY	2,328 lbs
GROUND PRESSURE	4.5 psi
ENGINE POWER	74.3 hp



RT-75 Key Specifications

LOADER ARMS	Radial
OPERATING WEIGHT	9,060 lbs
RATED OPERATING CAPACITY	2,750 lbs
GROUND PRESSURE	3.5 psi
ENGINE POWER	74.0 hp



RT-75 HEAVY DUTY Key Specifications

LOADER ARMS	Radial
OPERATING WEIGHT	9,210 lbs
RATED OPERATING CAPACITY	2,800 lbs
GROUND PRESSURE	3.6 psi
ENGINE POWER	74.0 hp

MAX-SERIES

RT-65

**MORE RELIABLE.
MORE DURABLE.
MORE ABLE.**



Introducing the brand-new RT-65 MAX-Series Posi-Track® compact track loader. This premium mid-size loader features maximum power, comfort and serviceability—which leads to more productivity. The RT-65 offers ASV's patented Posi-Track technology, best-in-class ground clearance and unmatched performance for digging and ground engagement work. And with the MAX-Series cab features—like premium 360-degree visibility, a state-of-the-art control panel and more room than ever—operators will be able to work like never before. Experience the ASV Posi-Track difference and rely on the incredible abilities of the RT-65.

// OUTSTANDING RELIABILITY. PREMIUM POWER. EXCELLENT SERVICEABILITY.

asv

RT-65 COMPACT TRACK LOADER

OPERATING SPECIFICATIONS

LOADER ARMS	Radial
OPERATING WEIGHT	7,480 lbs (3393 kg)
SHIPPING WEIGHT	6,759 lbs (3066 kg)
GROUND PRESSURE AT OPERATING WEIGHT	4.2 psi (29.0 kPa)
RATED OPERATING CAPACITY (35% of tipping load)	1,925 lbs (873 kg)
OPERATING CAPACITY (50% of tipping load)	2,750 lbs (1247 kg)
TIPPING LOAD	5,500 lbs (2495 kg)
TRAVEL SPEED, MAXIMUM	10.6 mph (17.1 kph)

ENGINE

TYPE	Diesel, 3-cylinder, aftercooled, turbo charged
MODEL	Deutz TCD2.2 T4F
DISPLACEMENT	134.3 in. (2.2 L)
GROSS POWER RATING AT 2800 RPM	67 hp (50 kW)
TORQUE, PEAK	184.4 ft-lb (250 Nm)
COOLING SYSTEM	Temperature-controlled variable speed hydraulically-driven fan and coolant/anti-freeze-filled radiator
INTAKE AIR CLEANER	Dual stage
EMISSION CONTROLS	Meets all U.S. EPA Tier 4 final standards

UNDERCARRIAGE

TRACK TYPE: General purpose track constructed of rubber compound with embedded co-polymer cords and all-purpose treads.

TRACK WIDTH	15 in. (381 mm)
LENGTH OF TRACK ON GROUND	59 in. (1499 mm)
GROUND CONTACT AREA	1,770 in. ² (1.14 m ²)
DRIVE SYSTEM	2 hydrostatic direct drive sprockets controlled by single joystick
TRACK DRIVE SPROCKET	Elevated with low friction, replaceable sprocket rollers
UNDERCARRIAGE SUSPENSION	2 independent torsion axles per undercarriage
ROLLER WHEELS	24 high-density polyurethane and rubberwheels per track. Wheels include sealed bearings
ROLLER WHEEL DIAMETER	Front & rear wheels: 14 in. (355.6 mm) Middle wheels: 10 in. (254 mm)

AUXILIARY HYDRAULIC SYSTEM

STANDARD PUMP CAPACITY	0-22.2 gpm (84 lpm)
OPTIONAL HIGH FLOW	27.4 gpm (103.7 lpm)
SYSTEM PRESSURE, MAX.	3300 psi (22753 kPa)
CONTROLS	Variable flow via joystick rocker switch or continuous via dash-mounted switch
COUPLERS	Push-to-connect quick couplers mounted on loader arms. Pressure relief valve mounted to coupler block
COOLING SYSTEM	High efficiency oil cooler beside engine radiator, not stacked

ELECTRICAL SYSTEM

NOMINAL CHARGE	12 V
BATTERY	800 CCA
CHARGING SYSTEM	120 amp alternator
OUTLETS	1-12 V port inside operator station
WIRING	Pre-wired for all factory-available accessories

OPERATOR STATION

SEAT: Vinyl seat with built in operator presence switch, Operator Manual pouch, and 2 in (51 mm) wide seat belt, adjustable position seat optional

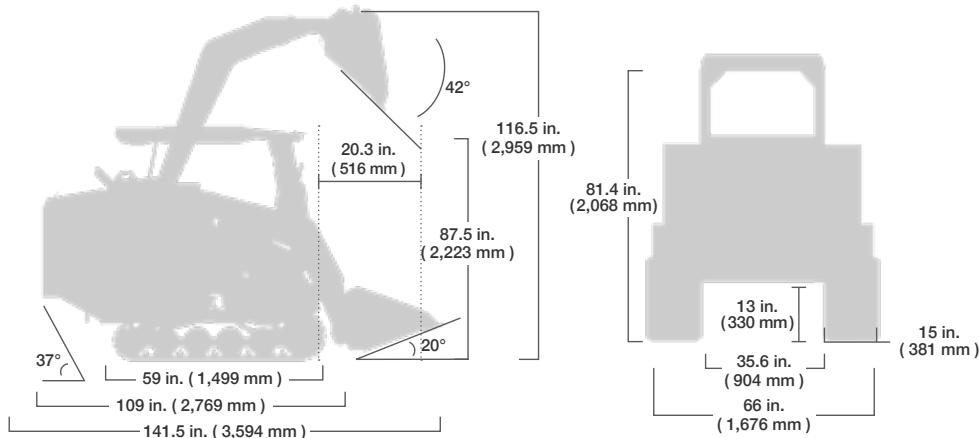
LOADER CONTROL: Right-hand pilot hydraulic joystick controls loader lift, lower and tilt, plus intermittent control of auxiliary hydraulic.

DRIVE CONTROL: Left-hand pilot hydraulic joystick controls machine speed and direction.

ENGINE SPEED Hand-operated dial, foot throttle optional.

MACHINE DISPLAY: Engine RPM, engine oil pressure, hydraulic oil high temperature, engine coolant temperature, battery voltage, hourmeter, fuel level, trip meter, engine diagnostics, system monitoring, fault logging. Deluxe includes: 7" color touch screen, integrated rear view camera, password protection with user profiles, job clock, maintenance schedules

ROPS	Restraint-ISO 6683, SAE J2292, Cal OSHA 1596,ISO 3471
FOPS	Meets ISO 3449: Level I and II (Optional)
ILLUMINATION	2 - Fixed forward-facing halogen lights 2 - Adjustable rear-facing halogen light 2 - LED Side lights (optional) 1 - Interior light
CONVENIENCE	12 V Power Port, Easy access diagnostic ports, Easy access fuse panels, Emergency seat belt cutter/glass breaker
STANDARD FEATURES	Horn, backup alarm, cupholder, phoneholder, behind seat storage, rear view mirror, lapbar, roof escape hatch, roof panel & rear cab windows. Premium Features: Adjustable joystick & arm rest positions, adjustable directional & air flow HVAC vents, radio with bluetooth & USB, frameless front door, attachment control kit, wiper/washer, beacon switch/outlet, easy-off door



MAX-SERIES

RT-75

POWER AND TRACTION PERFECTED.



Introducing the RT-75 MAX-Series Posi-Track® compact track loader. This machine is revolutionizing the industry with longer run time and less maintenance. The RT-75 delivers the industry's highest ground clearance, lowest ground pressure, longest track life and best traction over all types of surfaces—including brush, mud, snow and ice. And with the MAX-Series cab features—like premium 360-degree visibility, a state-of-the-art control panel and more room than ever—operators will experience performance, comfort and productivity like never before.

// ELITE POWER / PREMIUM CAB / MAXIMUM PRODUCTIVITY

asv

RT-75 COMPACT TRACK LOADER

OPERATING SPECIFICATIONS

LOADER ARMS	Radial
OPERATING WEIGHT	9,060 lbs (4,110 kg)
SHIPPING WEIGHT	8,313 lbs (3,771 kg)
GROUND PRESSURE AT OPERATING WEIGHT	3.5 psi (24.1 kPa)
RATED OPERATING CAPACITY (35% of tipping load)	2,750 lbs (1,247 kg)
OPERATING CAPACITY (50% of tipping load)	3,929 lbs (1,782 kg)
TIPPING LOAD	7,857 lbs (3,564 kg)
TRAVEL SPEED, MAXIMUM- 1 ST SPEED	6.3 mph (10.1 kph)
TRAVEL SPEED, MAXIMUM- 2 ND SPEED	9.3 mph (15 kph)

ENGINE

TYPE	Diesel, 4-cylinder, intercooled, turbocharged
MODEL	Cummins QSF2.8
DISPLACEMENT	171 in. ³ (2.8 L)
GROSS POWER RATING AT 2600 RPM	74 hp (55 kW)
TORQUE, PEAK	221 ft-lb (300 Nm)
COOLING SYSTEM	Temperature-controlled variable speed hydraulically-driven auto-reversing fan and coolant/anti-freeze-filled radiator
INTAKE AIR CLEANER	Dual stage
EMISSION CONTROLS	Meets all U.S. EPA Tier 4 final standards

UNDERCARRIAGE

TRACK TYPE: General purpose track constructed of rubber compound with embedded co-polymer cords and all-purpose treads.	
TRACK WIDTH	18 in. (475 mm)
LENGTH OF TRACK ON GROUND	71 in. (1,803 mm)
GROUND CONTACT AREA	2,556 in. ² (1.65 m ²)
DRIVE SYSTEM	Two hydrostatic direct drive sprockets controlled by single joystick
TRACK DRIVE SPROCKET	Elevated with low-friction, replaceable sprocket rollers
UNDERCARRIAGE SUSPENSION	Two independent torsion axles per undercarriage
ROLLER WHEELS	24 high-density polyurethane and rubber wheels per track. Wheels include sealed bearings
ROLLER WHEEL DIAMETER	Front & rear wheels: 15 in. (381 mm) Middle wheels: 10 in. (254 mm)

AUXILIARY HYDRAULIC SYSTEM

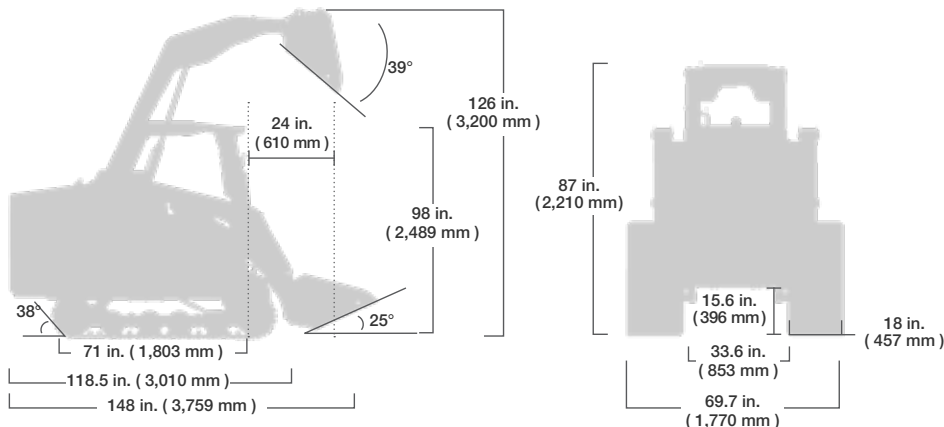
STANDARD PUMP CAPACITY	0-22.6 gpm (85.5 lpm)
OPTIONAL HIGH FLOW	35.7 gpm (135 lpm)
SYSTEM PRESSURE, MAX.	3,300 psi (22,750 kPa)
CONTROLS	Intermittent via joystick button or continuous via console switch, mode selectable via dash-mounted switch
COUPLERS	Push-to-connect quick couplers mounted on loader arms. Pressure relief valve mounted to coupler block
COOLING SYSTEM	High efficiency side-by-side radiator, oil cooler

ELECTRICAL SYSTEM

NOMINAL CHARGE	12 V
BATTERY	950 CCA
CHARGING SYSTEM	120 amp alternator
OUTLETS	1-12 V port inside operator station
WIRING	Pre-wired for all factory-available accessories

OPERATOR STATION

SEAT: Vinyl seat with built in operator presence switch, Operator Manual pouch, and 2 in (51 mm) wide seat belt, adjustable position seat optional	
LOADER CONTROL: Right-hand pilot hydraulic joystick controls loader lift, lower and tilt, plus intermittent control of auxiliary hydraulic.	
DRIVE CONTROL: Left-hand pilot hydraulic joystick controls machine speed and direction.	
ENGINE SPEED	Hand-operated dial, foot throttle optional.
MACHINE DISPLAY: Engine RPM, engine oil pressure, hydraulic oil high temperature, engine coolant temperature, battery voltage, hourmeter, fuel level, trip meter, engine diagnostics, system monitoring, fault logging. Deluxe includes: 7" color touch screen, integrated rear view camera, password protection with user profiles, job clock, maintenance schedules	
ROPS	Restraint-ISO 6683, SAE J2292, Cal OSHA 1596, ISO 3471
FOPS	Meets ISO 3449: Level I and II (Optional)
ILLUMINATION	2 - Fixed forward-facing halogen lights 2 - Adjustable rear-facing halogen lights 2 - LED Side lights (optional) 1 - Interior light
CONVENIENCE	12 V power port
STANDARD FEATURES	Horn, backup alarm, cupholder, phoneholder, behind seat storage, rear view mirror, lapbar, roof escape hatch, roof panel & rear cab windows. Premium Features: Adjustable joystick & arm rest positions, adjustable directional & air flow HVAC vents, radio with bluetooth & USB, frameless front door, attachment control kit, wiper/washer, beacon switch/outlet, easy-off door



MAX-SERIES

RT-75

HEAVY DUTY

BUILT FOR THE HEAVIEST DUTIES.



Introducing the RT-75 HD MAX-Series Posi-Track® compact track loader—a machine that's built to get more done, especially in forestry and mulching applications, while requiring less maintenance. The RT-75 HD provides the industry's highest ground clearance, lowest ground pressure, longest track life and best traction over all types of surfaces while also providing some heavy-duty extras. And with the MAX-Series cab features—like premium 360-degree visibility, a state-of-the-art control panel and more room than ever—operators will experience the best in performance, comfort, durability and productivity in even the toughest conditions.

// NEXT-LEVEL DURABILITY / PREMIUM CAB / MAXIMUM PRODUCTIVITY

asv

RT-75 HEAVY DUTY COMPACT TRACK LOADER

OPERATING SPECIFICATIONS

LOADER ARMS	Radial
OPERATING WEIGHT	9,210 lbs (4,178 kg)
SHIPPING WEIGHT	8,463 lbs (3,839 kg)
GROUND PRESSURE AT OPERATING WEIGHT	3.6 psi (24.8 kPa)
RATED OPERATING CAPACITY (35% of tipping load)	2,800 lbs (1056 kg)
OPERATING CAPACITY (50% of tipping load)	4,000 lbs (1,814 kg)
TIPPING LOAD	8,000 lbs (3,629 kg)
TRAVEL SPEED, MAXIMUM- 1 ST SPEED	6.3 mph (10.1 kph)
TRAVEL SPEED, MAXIMUM- 2 ND SPEED	9.3 mph (15 kph)

ENGINE

TYPE	Diesel, 4-cylinder, intercooled, turbocharged
MODEL	Cummins QSF2.8
DISPLACEMENT	171 in. ³ (2.8 L)
GROSS POWER RATING AT 2600 RPM	74.0 hp (55 kW)
TORQUE, PEAK	221 ft-lb (300 Nm)
COOLING SYSTEM	Temperature-controlled variable speed hydraulically-driven auto-reversing fan and coolant/anti-freeze-filled radiator
INTAKE AIR CLEANER	Dual stage
EMISSION CONTROLS	Meets all U.S. EPA Tier 4 final standards

UNDERCARRIAGE

TRACK TYPE: General purpose track constructed of rubber compound with embedded co-polymer cords and all-purpose treads.

TRACK WIDTH	18 in. (475 mm)
LENGTH OF TRACK ON GROUND	71 in. (1,803 mm)
GROUND CONTACT AREA	2,556 in. ² (1.65 m ²)
DRIVE SYSTEM	Two hydrostatic direct drive sprockets controlled by single joystick
TRACK DRIVE SPROCKET	Elevated with low-friction, replaceable sprocket rollers
UNDERCARRIAGE SUSPENSION	Two independent torsion axles per undercarriage
ROLLER WHEELS	24 high-density polyurethane and rubber wheels per track. Wheels include sealed bearings
ROLLER WHEEL DIAMETER	Front & rear wheels: 15 in. (381 mm) Middle wheels: 10 in. (254 mm)

AUXILIARY HYDRAULIC SYSTEM

STANDARD PUMP CAPACITY	0-22.6 gpm (85.5 lpm)
OPTIONAL HIGH FLOW	35.7 gpm (135 lpm)
SYSTEM PRESSURE, MAX.	3,300 psi (22,750 kPa)
CONTROLS	Intermittent via joystick button or continuous via console switch, mode selectable via dash-mounted switch
COUPLERS	Push-to-connect quick couplers mounted on loader arms. Pressure relief valve mounted to coupler block
COOLING SYSTEM	High efficiency side-by-side radiator, auto-reversing fan and oil cooler

ELECTRICAL SYSTEM

NOMINAL CHARGE	12 V
BATTERY	950 CCA
CHARGING SYSTEM	120 amp alternator
OUTLETS	1-12 V port inside operator station
WIRING	Pre-wired for all factory-available accessories

OPERATOR STATION

SEAT: Vinyl seat with built in operator presence switch, Operator Manual pouch, and 2 in (51 mm) wide seat belt, adjustable position seat optional

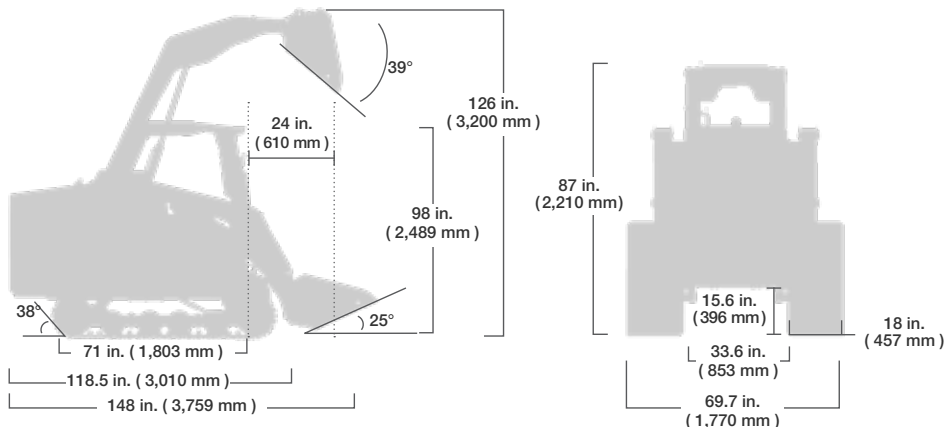
LOADER CONTROL: Right-hand pilot hydraulic joystick controls loader lift, lower and tilt, plus intermittent control of auxiliary hydraulic.

DRIVE CONTROL: Left-hand pilot hydraulic joystick controls machine speed and direction.

ENGINE SPEED: Hand-operated dial and foot throttle.

MACHINE DISPLAY: Engine RPM, engine oil pressure, hydraulic oil high temperature, engine coolant temperature, battery voltage, hourmeter, fuel level, trip meter, engine diagnostics, system monitoring, fault logging. Deluxe includes: 7" color touch screen, integrated rear view camera, password protection with user profiles, job clock, maintenance schedules

ROPS	Restraint-ISO 6683, SAE J2292, Cal OSHA 1596, ISO 3471
FOPS	Meets ISO 3449: Level I and II
ILLUMINATION	2 - Fixed forward-facing halogen lights 2 - Adjustable rear-facing halogen lights 2 - LED Side lights (optional) 1 - Interior light
CONVENIENCE	12 V power port
STANDARD FEATURES	Horn, backup alarm, cupholder, phoneholder, behind seat storage, rear view mirror, lapbar, roof escape hatch, roof panel & rear cab windows. Premium Features: Adjustable joystick & arm rest positions, adjustable directional & air flow HVAC vents, radio with bluetooth & USB, frameless front door, attachment control kit, wiper/washer, beacon switch/outlet, easy-off door



MAX-SERIES

VT-70
HIGH OUTPUT

MAKE A POWERFUL STATEMENT.



Introducing the VT-70 High Output MAX-Series Posi-Track® compact track loader. This machine features unmatched power, comfort, serviceability and speed for lift, carry and load tasks. With an amplified level of torque and an efficient hydraulic system, operators get maximum performance no matter their application. And with the MAX-Series cab features—like premium 360-degree visibility, a state-of-the-art control panel and more room than ever—operators will be able to work like never before. Get into the VT-70 High Output and experience the ASV advantage.

// ELITE POWER / PREMIUM CAB / EASY SERVICEABILITY

asv

VT-70 HIGH OUTPUT COMPACT TRACK LOADER

OPERATING SPECIFICATIONS	
LOADER ARMS	Vertical
OPERATING WEIGHT	8,035 lbs (3,645 kg)
SHIPPING WEIGHT	7,314 lbs (3,318 kg)
GROUND PRESSURE AT OPERATING WEIGHT	4.5 psi (31.0 kPa)
RATED OPERATING CAPACITY (35% of tipping load)	2,328 lbs (1,056 kg)
OPERATING CAPACITY (50% of tipping load)	3,325 lbs (1,508 kg)
TIPPING LOAD	6,650 lbs (3,016 kg)
TRAVEL SPEED, MAXIMUM- 1 ST SPEED	7.4 mph (11.9 kph)
TRAVEL SPEED, MAXIMUM- 2 ND SPEED	10.6 mph (17.1 kph)

ENGINE	
TYPE	Diesel, 3-cylinder, aftercooled, turbo charged
MODEL	Deutz TCD 2.2 T4
DISPLACEMENT	134.3 in. ³ (2.2 L)
GROSS POWER RATING AT 2600 RPM	74.3 hp (55.4 kW)
TORQUE, PEAK	207 ft-lb (280 Nm)
COOLING SYSTEM	Temperature-controlled variable speed hydraulically-driven fan and coolant/anti-freeze-filled radiator
INTAKE AIR CLEANER	Dual stage
EMISSION CONTROLS	Meets all U.S. EPA Tier 4 final standards

UNDERCARRIAGE	
TRACK TYPE: General purpose track constructed of rubber compound with embedded co-polymer cords and all-purpose treads.	
TRACK WIDTH	15 in. (381 mm)
LENGTH OF TRACK ON GROUND	59 in. (1499 mm)
GROUND CONTACT AREA	1770 in. ² (1.14 m ²)
DRIVE SYSTEM	Two hydrostatic direct drive sprockets controlled by single joystick
TRACK DRIVE SPROCKET	Elevated with low-friction, replaceable sprocket rollers
UNDERCARRIAGE SUSPENSION	Two independent torsion axles per undercarriage
ROLLER WHEELS	24 high-density polyurethane and rubber wheels per track. Wheels include sealed bearings.
ROLLER WHEEL DIAMETER	Front & rear wheels: 14 in. (355.6 mm) Middle wheels: 10 in. (254 mm)

AUXILIARY HYDRAULIC SYSTEM	
STANDARD PUMP CAPACITY	0-22.9 gpm (86.7 lpm)
OPTIONAL HIGH FLOW	27.9 gpm (105.6 lpm)
SYSTEM PRESSURE, MAX.	3,300 psi (22,753 kPa)
CONTROLS	Variable flow via joystick rocker switch or continuous via dash-mounted switch
COUPLERS	Push-to-connect quick couplers mounted on loader arms. Pressure relief valve mounted to coupler block
COOLING SYSTEM	High efficiency oil cooler beside engine radiator, not stacked

ELECTRICAL SYSTEM	
NOMINAL CHARGE	12 V
BATTERY	800 CCA
CHARGING SYSTEM	120 amp alternator
OUTLETS	1-12 V port inside operator station
WIRING	Pre-wired for all factory-available accessories

OPERATOR STATION	
SEAT: Vinyl seat with built in operator presence switch, Operator Manual pouch, and 2 in (51 mm) wide seat belt, adjustable position seat optional	
LOADER CONTROL: Right-hand pilot hydraulic joystick controls loader lift, lower and tilt, plus variable control of auxiliary hydraulic.	
DRIVE CONTROL: Left-hand pilot hydraulic joystick controls machine speed and direction.	
ENGINE SPEED	Hand-operated dial, foot throttle optional.
MACHINE DISPLAY: Engine RPM, engine oil pressure, hydraulic oil high temperature, engine coolant temperature, battery voltage, hourmeter, fuel level, trip meter, engine diagnostics, system monitoring, fault logging. Deluxe includes: 7" color touch screen, integrated rear view camera, password protection with user profiles, job clock, maintenance schedules	
ROPS	Restraint-ISO 6683, SAE J2292, Cal OSHA 1596, ISO 3471
FOPS	Meets ISO 3449: Level I and II (Optional)
ILLUMINATION	2 - Fixed forward-facing halogen lights 2 - Adjustable rear-facing halogen light 2 - LED Side lights (optional) 1 - Interior light
CONVENIENCE	12 V power port
STANDARD FEATURES	Horn, backup alarm, cupholder, phoneholder, behind seat storage, rear view mirror, lapbar, roof escape hatch, roof panel & rear cab windows. Premium Features: Adjustable joystick & arm rest positions, adjustable directional & air flow HVAC vents, radio with bluetooth & USB, frameless front door, attachment control kit, wiper/washer, beacon switch/outlet, easy-off door

